



SHENZHEN FAITH TECHNOLOGY CO.,LTD

SURFACE MOUNT SCHOTTKY BARRIER RECTIFIER

SS22 THRU SS210

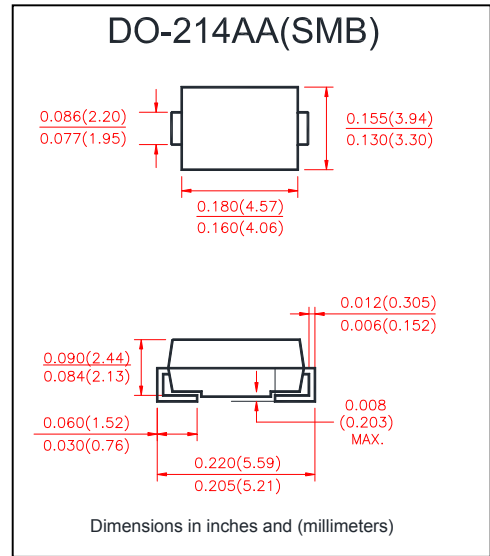
VOLTAGE RANGE 20 to 100 Volts
CURRENT 2.0 Ampere

FEATURES

- Low profile surface mount package
- Built in strain relief
- High switching speed
- Low voltage drop, high efficiency
- For use in low voltage high frequency inverters, Free willing ,and polarity protection applications
- Guardring for over voltage protection

MECHANICAL DATA

- Case: Transfer molded plastic
- Epoxy: UL 94V-0 rate flame retardant
- Lead :Solder plated, solderable per MIL-STD-750 method 2026
- Polarity: Color band denotes cathode end
- Weight: 0.003 ounce, 0.093 gram



MAXIMUM RATINGS AND ELECTRICAL CHARACTERISTICS

- Ratings at 25°C ambient temperature unless otherwise specified.
- Single phase, half wave, 60Hz, resistive or inductive load.
- For capacitive load derate current by 20%.

	SYMBOLS	SS22	SS23	SS24	SS25	SS26	SS28	SS29	SS210	UNIT
Maximum Repetitive Peak Reverse Voltage	V_{RRM}	20	30	40	50	60	80	90	100	Volts
Maximum RMS Voltage	V_{RMS}	14	21	28	35	42	56	63	70	Volts
Maximum DC Blocking Voltage	V_{DC}	20	30	40	50	60	80	90	100	Volts
Maximum Average Forward Rectified Current at T_L see figure 1 $T_L=105^\circ\text{C}$	$I_{(AV)}$	2.0								Amps
Peak Forward Surge Current 8.3ms single half sine-wave superimposed on rated load (JEDEC method)	I_{FSM}	50								Amps
Maximum Instantaneous Forward Voltage @ 2.0A(Note1)	V_F	0.55			0.70		0.85			Volts
Maximum DC Reverse Current at rated DC Blocking Voltage per element	$T_A = 25^\circ\text{C}$	0.5								mA
	$T_A = 100^\circ\text{C}$	20.0				10.0				
Typical Thermal Resistance (Note 2)	$R_{\theta JA}$	55								°C/W
	$R_{\theta JL}$	12								
Operating Junction Temperature	T_J	(-55 to +125)				(-55 to +125)				°C
Storage Temperature Range	T_{STG}	(-55 to +125)								°C

Notes:

1. Pulse test:300 μ s pulse width,1% duty cycle
2. PCB mounted with 0.2"×0.2"(5.0mm×5.0mm)copper pads



SHENZHEN FAITH TECHNOLOGY CO.,LTD

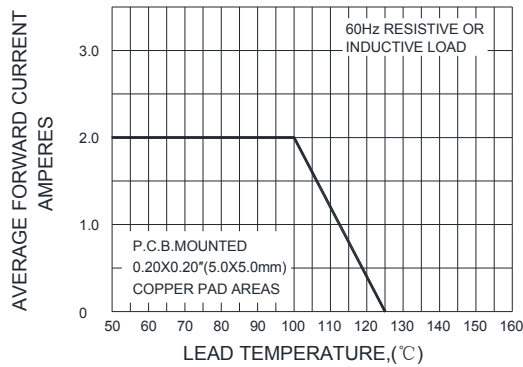
SURFACE MOUNT SCHOTTKY BARRIER RECTIFIER

SS22 THRU SS210

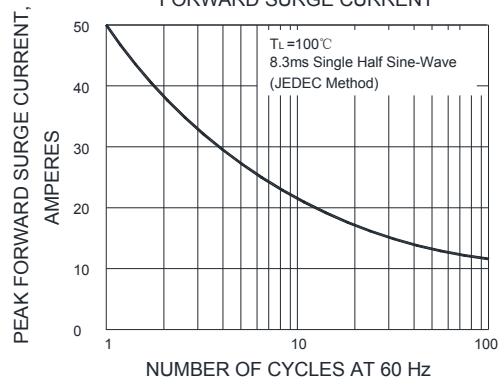
VOLTAGE RANGE 20 to 100 Volts
 CURRENT 2.0 Ampere

RATINGS AND CHARACTERISTIC CURVES

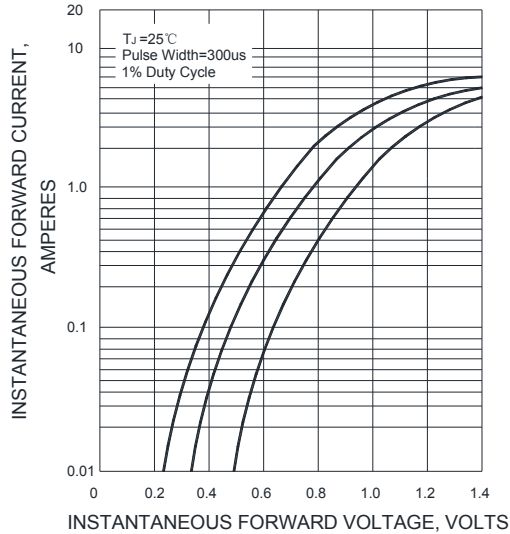
F1G.1-FORWARD CURRENT DERATING CURVE



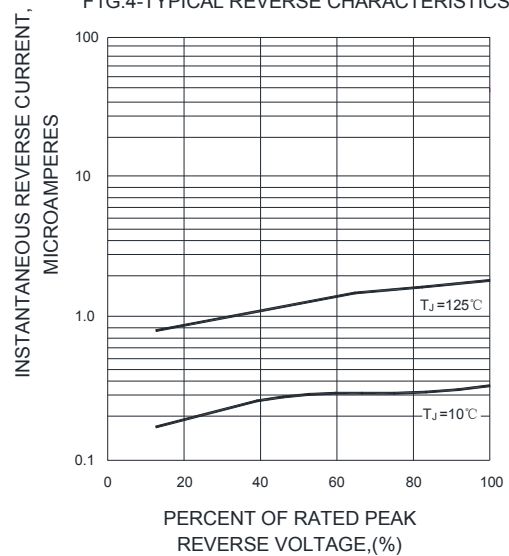
F1G.2-MAXIMUM NON-REPETITIVE PEAK FORWARD SURGE CURRENT



F1G.3-TYPICAL INSTANTANEOUS FORWARD CHARACTERISTICS



F1G.4-TYPICAL REVERSE CHARACTERISTICS



F1G.5-TYPICAL JUNCTION CAPACITANCE

